

Angled Low Profile Unit Coolers




- Optimised 3/8" Rifle Bore Tube Coils
- Light Weight Units in Hygienic White Finish
- Factory Applied "Blue Coil Coat" Corrosion Protection
- Efficient External Rotor Motors
- Low Temp Heater Safety Klixon


A SERIES

1.1 7.6 kW

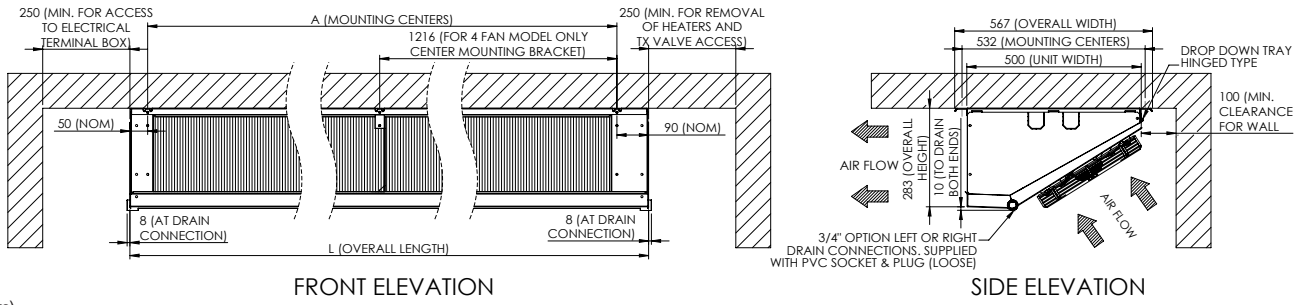
MEDIUM TEMP

MODELS	AM	16	19	23	28	32	38	43	49	57	65	76
Capacity	R404A	1.56	1.86	2.31	2.82	3.21	3.75	4.26	4.86	5.67	6.45	7.59
kW @ 6 KTD -4°C SST	R407F	1.65	1.95	2.43	2.97	3.36	3.93	4.47	5.10	5.94	6.75	7.95
	R22	1.53	1.83	2.25	2.76	3.15	3.69	4.17	4.77	5.55	6.33	7.44
	R134a	1.41	1.68	2.10	2.55	2.91	3.39	3.87	4.41	5.16	5.85	6.90
	T.X Valve	R404A	1-SW	1-SW	1-SW	2-SW	2-SW	2-SW	3-SW	3-SW	3-SW	4-SW
J8ES	R407F	1-VW	1-VW	1-VW	1-VW	1-VW	2-VW	2-VW	2-VW	3-VW	3-VW	3-VW
	R22	1-VW	1-VW	1-VW	1-VW	1-VW	2-VW	2-VW	2-VW	2-VW	3-VW	3-VW
	R134a	1-JW	2-JW	2-JW	2-JW	2-JW	3-JW	3-JW	3-JW	4-JW	4-JW	5-JW

LOW TEMP

MODELS	AL	14	17	21	26	28	33	39	42	49	56	65
Capacity	R404A	1.41	1.65	2.13	2.55	2.82	3.24	3.87	4.23	4.86	5.64	6.54
kW @ 6 KTD -24°C SST	R407F	1.41	1.65	2.10	2.52	2.79	3.21	3.84	4.20	4.80	5.58	6.48
	R22	1.38	1.62	2.07	2.49	2.76	3.18	3.78	4.14	4.77	5.52	6.39
	R134a	1.20	1.41	1.80	2.16	2.40	2.76	3.30	3.60	4.14	4.80	5.55
	T.X Valve	R404A	1-SW	2-SW	3-SW	3-SW	3-SW	3-SW	4-SW	4-SW	5-SW	5-SW
J8ES	R407F	1-VW	1-VW	2-VW	2-VW	2-VW	2-VW	3-VW	3-VW	3-VW	3-VW	4-VW
	R22	1-VW	1-VW	2-VW	2-VW	2-VW	2-VW	3-VW	3-VW	3-VW	3-VW	4-VW
	R134a	1-JW	2-JW	3-JW	3-JW	3-JW	3-JW	4-JW	4-JW	5-JW	5-JW	6-JW

DIMENSIONS



NTS (mm)
Accessories not shown

MEDIUM TEMP

MODELS		AM	16	19	23	28	32	38	43	49	57	65	76
Air Throw	m		5.5	5.0	8.5	8.0	8.0	7.5	8.5	8.5	8.0	10.0	9.5
Air Volume	l/sec		400	395	830	820	800	790	1230	1200	1185	1600	1580
Fan Motors	Ø 300mm	Num.	1	1	2	2	2	2	3	3	3	4	4
		Watts	60	60	120	120	120	120	180	180	180	240	240
		Amps	0.3	0.3	0.6	0.6	0.6	0.6	0.6	0.9	0.9	0.9	1.2
Coil	Circuit Vol.	dm³	4.07	4.07	5.24	5.24	8.14	8.14	8.14	12.21	12.21	16.25	16.25
	Connection	Dist Inlet	1/2"	1/2"	1/2"	1/2"	1/2"	1/2"	1/2"	1/2"	1/2"	1/2"	1/2"
		F.Sw Suct Outlet	1/2"	1/2"	5/8"	5/8"	5/8"	5/8"	3/4"	3/4"	3/4"	7/8"	7/8"
		Rows & (fpi)	6 (4)	6 (6)	4 (4)	4 (6)	6 (4)	6 (6)	4 (6)	6 (4)	6 (6)	6 (4)	6 (6)
	Defrost	Watts	1160	1160	2120	2120	2120	2120	3080	3080	3080	4040	4040
Dimensions	L	774	774	1374	1374	1374	1374	1374	1974	1974	1974	2574	2574
	A	632	632	1232	1232	1232	1232	1232	1832	1832	1832	2432	2432
Net Weight	kg	14	15	24	25	28	28	33	37	37	48	49	

LOW TEMP

MODELS		AL	14	17	21	26	28	33	39	42	49	56	65
Air Throw	m		5.5	5.0	8.5	8.0	8.0	7.5	8.5	8.5	8.0	10.0	9.5
Air Volume	l/sec		400	395	830	820	800	790	1230	1200	1185	1600	1580
Fan Motors	Ø 300mm	Num.	1	1	2	2	2	2	3	3	3	4	4
		Watts	60	60	120	120	120	120	180	180	180	240	240
		Amps	0.3	0.3	0.6	0.6	0.6	0.6	0.6	0.9	0.9	0.9	1.2
Coil	Circuit Vol.	dm³	4.07	4.07	5.24	5.24	8.14	8.14	8.14	12.21	12.21	16.25	16.25
	Connection	Dist Inlet	1/2"	1/2"	1/2"	1/2"	1/2"	1/2"	1/2"	1/2"	1/2"	1/2"	1/2"
		F.Sw Suct Outlet	1/2"	1/2"	5/8"	5/8"	5/8"	5/8"	3/4"	3/4"	3/4"	7/8"	7/8"
		Rows & (fpi)	6 (4)	6 (6)	4 (4)	4 (6)	6 (4)	6 (6)	4 (6)	6 (4)	6 (6)	6 (4)	6 (6)
	Defrost	Watts	1690	1690	3130	3130	3130	3130	4570	4570	4570	6010	6010
Dimensions	L	774	774	1374	1374	1374	1374	1374	1974	1974	1974	2574	2574
	A	632	632	1232	1232	1232	1232	1232	1832	1832	1832	2432	2432
Net Weight	kg	15	16	25	26	29	29	34	38	38	49	50	

CAPACITY CORRECTION

AM @ °C SST		AL @ °C SST	
5°	1.17	-20°	1.07
0°	1.07	-25°	0.99
-5°	0.99	-30°	0.89
-10°	0.93	-35°	0.80

RELATIVE HUMIDITY GUIDE

Temp Diff	R.H %	Temp Diff	R.H %
2K	94	10K	77
4K	89	12K	73
6K	84	14K	70
8K	81	16K	66

NOTES:

- Air throw based on CRMA standard @ 20°C. Multiply figures by 0.94 for 2°C and 0.87 for -18°C
- Fan motors 220-240V/1/50Hz
- Defrost heaters 220-240V/1/50Hz
Connect in Y for 380-420V/3/50Hz supply

Specifications subject to change without notice